




# Toolkit: G-5

## Quoting the Text (also called Integrated Quotes)

You may quote ANY portion of the text with one condition. You must integrate or **BLEND** the line from the text into a sentence you have written that describes the **CONTEXT** (the speaker, setting and situation) without repeating information already in the quote.

- Setting - not necessarily where the characters are, but the setting that is relevant to what is being discussed.
- Make sure it is clear who any pronouns like he/she, they, it, etc. refer to.

Use this row below to help you integrate or blend your quote so that it reads like a complete sentence.

	Choose 1	Don't repeat info in the quote	Choose 1	Choose 1
	<ul style="list-style-type: none"><li>• When</li><li>• As</li><li>• While</li><li>• Before</li><li>• After</li><li>• In a scene where</li></ul>	Describe the <b>relevant setting &amp; situation</b> (What has occurred to cause the speaker to say this line?)	<ul style="list-style-type: none"><li>• name of character</li><li>• the author</li></ul>  Place a comma here.	<p>says,</p> <ul style="list-style-type: none"><li>• says to _____,</li><li>• remembers,</li><li>• thinks,</li></ul> <ul style="list-style-type: none"><li>• is described as</li><li>• describes _____ as</li><li>• describes how</li><li>• explains that</li><li>• points out</li><li>• notices</li></ul>
	"sentence / phrase from the text here" (#).			

- Use an ellipsis ( 3 dots ... ) to **skip over** unnecessary phrases like **he/she said**, portions of the text unrelated to your argument or that you have already described in your own words in the rest of the sentence.
- Use brackets [ ] to change or add words as long as you don't change the meaning.
- Always write about literature in the **PRESENT TENSE**.